



There's no secret to beautiful skin.

It's a question of the right light.



**The result:** The skin is strengthened.  
It appears smoother and firmer.  
For greater stability and smoother skin.

**Collagen and elastin** are structural proteins that give our skin its firmness and elasticity. But how can these proteins be used to achieve natural, fresh-looking skin? The solution is special “red” light. It penetrates deep into the skin, where it stimulates the skin’s natural regeneration processes, removes hardenings and deposits, and improves stability.

## Collagen light therapy.

### How does collagen light therapy work?

Every day, our skin is exposed to all types of environmental influences that accelerate the signs of aging on our skin as we get older. Our skin changes over time, losing its flexibility and developing wrinkles.

The structural proteins collagen and elastin are part of the problem. Damage to the collagen fibers reduces the skin's firmness, while changes in the elastin fibers reduce its elasticity.



Our skin is exposed to powerful environmental influences each day.

## Simulating natural processes

This is where long-wave red light can help. Collagen light therapy treats the skin with long-wave red light in the wavelength range of between 590 and 640 nanometers.

The light penetrates deeply into the skin to the layers containing collagen and elastin, where it stimulates natural regeneration processes that are also triggered, for example, when the skin is injured. Old skin structures are broken down while hardenings and deposits in the elastin are removed so that the fibers regain their original elasticity. The formation of new, firmer collagen fibers begins.

**This skin becomes fresher and firmer.**

## Signs of improvement after only eight treatments

When applied regularly, red light can improve the look and feel of your skin. Recommended treatment time is between 10 and 20 minutes. In the beginning, the treatment should be applied twice a week, gradually increasing to three applications a week.

The light therapy should take at least 8 to 10 weeks, as the skin needs time to build new and improved structures. Visible improvements have been seen after approximately eight treatment sessions, with the skin appearing smoother, fresher and healthier. It also reduces the bags under the eyes.

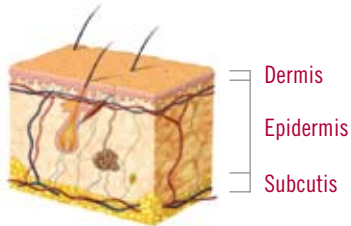
**The recommended treatment time is between 10 and 20 minutes.**



## The structure of our skin

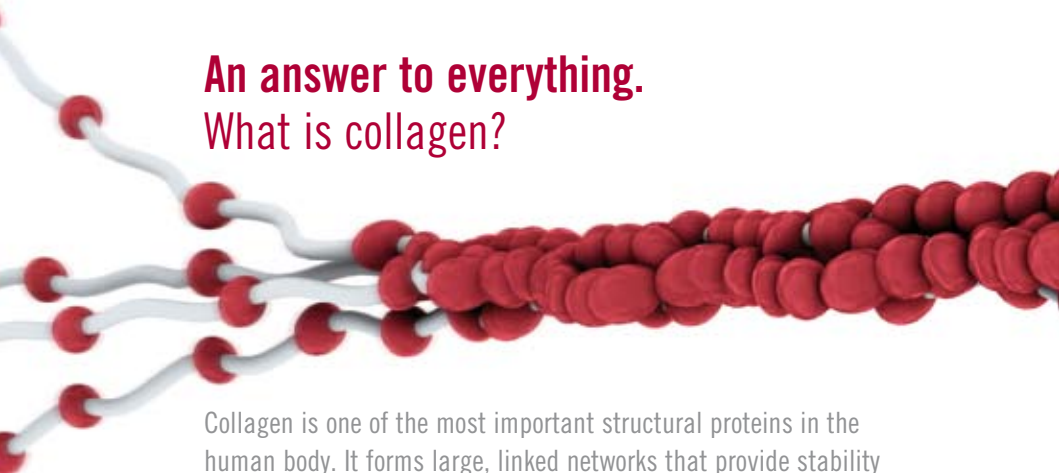
The outer skin is divided into three main layers:

- **The epidermis.** This consists of cornified layers that increase as they reach the outer layer.
- **The dermis.** This is shaped by connective tissue fibers and serves to feed and anchor the epidermis. It contains special cells, vessels and nerve fibers as well as the structural proteins elastin and collagen.
- **The subcutis.** This creates the foundation for all the overlying layers of skin and primarily consists of connective tissue with larger blood vessels and nerve fibers.





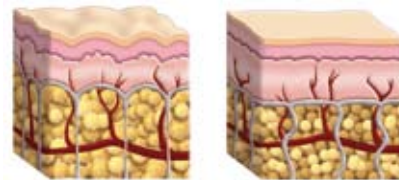
## An answer to everything. What is collagen?



Collagen is one of the most important structural proteins in the human body. It forms large, linked networks that provide stability for the skin, teeth, bones, ligaments and cartilage in the form of strong, largely inflexible fibers

## What is elastin?

Elastin is another important structural protein that – as its name implies – is responsible for ensuring the skin's elasticity and flexibility. It combines to form large, networked bundles of fibers that can be stretched to twice their original length. Elastin is found in the skin and also in the lungs and blood vessels.



Elastin gives skin its flexibility and elasticity.

## What are the results of collagen light therapy?

The results depend on how regularly and frequently the treatment is applied. Different lengths of treatment are available – with varying results.

## Is the collagen light therapy a tanning product?

No, the light used is UV-free. In fact, the skin may even turn a shade paler.

## How often and for how long should the treatment be applied?

The best results are achieved with 10 to 20 minute sessions two to three times a week.

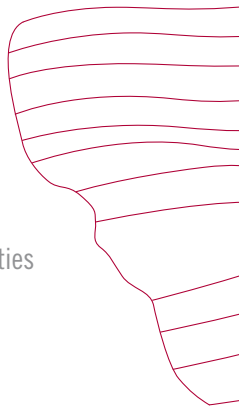


## When will the first results be seen?

Initial improvements are usually seen after just a few sessions, although the regeneration process takes longer with badly damaged skin. Good results can be seen after approximately eight sessions. Reactions differ depending on the skin's properties and a person's lifestyle and age.

## Does the skin have to be prepared for the treatment?

The skin on the face and décolleté in particular should be cleaned thoroughly, e. g. with a gentle cleanser, to remove tiny dirt and grease particles that could otherwise reflect the light. This enables the light to penetrate deeply into the skin and develop its full potential.



## Are there any side effects or adverse reactions?

No. Nevertheless, a doctor should be consulted before use in some cases, e.g. in case of pregnancy, cancer, increased sensitivity to light or heart disease.

## Can collagen light therapy be combined with other cosmetic applications?

Yes. In some cases, combination therapy may even be recommended.



## What measures should be taken after treatment?

To stabilize the results after a course of collagen treatment, the light therapy should be continued once a week.

## Does collagen light therapy always work?

Yes. The skin's regeneration processes that are stimulated by the light, i.e. the changes in the skin's structure, are not dependent on skin color or type.

## Can the light cause eye damage?

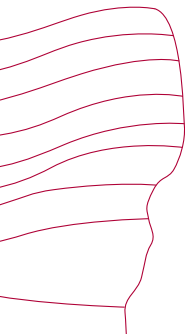
Protective goggles should always be worn during the treatment. Although to date the collagen light therapy has not been found to cause eye damage, goggles should always be worn as a precaution.

## Can light modulation also be used to treat illness or disease?

Generally, yes. Light therapy has been found to have a positive affect on people suffering from painful joints, emotional problems and skin diseases such as acne. However, the benefits of this particular collagen light therapy are limited to cosmetic applications.

## What care should be taken during the light treatment? Is it possible to apply the treatment incorrectly?

It is not possible to apply the treatment incorrectly. However, to achieve the desired results, it is important to comply precisely with the recommended treatment duration. It is also important to ensure the light therapy is applied regularly during a course of treatment.



## Are LEDs, IPLs, lasers and the collagen light therapy similar methods of treatment?

No. The only thing these applications have in common is that they use light as a source of energy. Otherwise, they differ in their application and mode of action. The effect that a particular light therapy has always depends on the light's wavelength, its energy and the exposure time. The depth to which the light penetrates the tissue also plays an important role.

## Is the treatment painful?

Collagen light therapy is entirely pain free. In fact, most users find the treatment very pleasant.





In cooperation with:



HN Sunlight GmbH  
Original Hanau SunCare  
Wilhelm-Rohn-Strasse 25, 63 450 Hanau, Germany  
[www.original-hanau-suncare.com](http://www.original-hanau-suncare.com)  
Hotline: +49.800.SUNCARE (+49.800.7862273)